

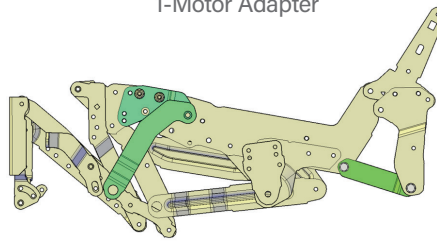
ALPHA LIFT TILT IN SPACE

Lift Mechanism

2-Motor Version

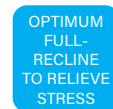
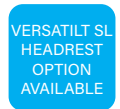
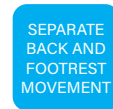


1-Motor Adapter



All the features you expect in a Tilt in Space Lift Mechanism plus MORE.

The Alpha Lift Tilt In Space Mechanism provides an ergonomically designed, stress-free position to reduce pressure on the neck, back, and legs. A raised footrest that is 2.37" (6.04 cm) above the standard lift in full-recline position – offering 5° greater seat pitch – enhances comfort for an improved sense of relaxation. With the power-only activation, users can stop the recline at their ideal position. The Alpha Lift Tilt In Space mechanism can also be combined with motorized headrest and lumbar options to offer superior support and relief when reading or watching TV.



SEAT CUSHION WIDTH REFERENCE CHART		
ORDERING DASH	SEAT CUSHION WIDTH	
	INCHES	METRIC
1	21.5	546,10
2	22.5	571,50
3	23.5	596,90
4	24.5	622,30
5	25.5	647,70
6	26.5	673,10



LP Drive™ Components



Actuator
P/N 7721820001 Footrest/Lift
P/N 7722070001 Backrest



SMPS
P/N 7720000001



Extension Cable
(3 meters)
P/N 7720110001



US Cord
(1.5 meters)
P/N 7720200001



Multiple
Handset/Switch
Options

Australia P/N: 7720220001
EU P/N: 7720230001
UK P/N: 7720250001

Leggett & Platt
HOME FURNITURE

800.888.4569
HFC@leggett.com
LPHomeFurniture.com