

XTREMA™ HL

PM+™ Power Motion Wood-to-the-Floor Mechanism



High-leg, compact wood-to-the-floor power motion mechanism with maximum seating comfort.

Xtrema™ HL is a sleek high-leg power motion mechanism. It allows 7" (18 cm) leg height with no frame side view. It features a sleek ottoman profile, outstanding footrest elevation, and supports 350 lbs. (158 kg). This mechanism offers maximum seating comfort with a greater seat drop from closed to full-recline position. Exact same leg extension, seat drop, and wall proximity as Suprema® Advantage™ series. It keeps a good leg support with a chaise pad capability and EZPRO™ back option.



Single



Love Seat



Sofa



Sectional

LP Drive™ Components



Actuator
P/N 7722040101



SMPS
P/N 7720020001



Extension Cable
(3 meters)
7720110001



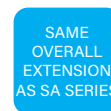
US Cord
(1.5 meters)
P/N 7720200001
Australia P/N: 7720220001
EU P/N: 7720230001
UK P/N: 7720250001



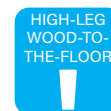
Multiple
Handset/Switch
Options



POWER ONLY



SAME OVERALL EXTENSION AS SA SERIES



HIGH-LEG WOOD-TO-THE-FLOOR



UP TO 7" LEG HEIGHTS



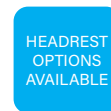
FASTER ENGAGING



350 lbs WEIGHT CAPACITY



25°-36° BACK INCLINE



HEADREST OPTIONS AVAILABLE

SEAT CUSHION WIDTH REFERENCE CHART		
ORDERING DASH	SEAT CUSHION WIDTH	
	INCHES	METRIC
1	19	482,60
2	20.25	514,40
3	21.25	539,80
4	22.25	565,20
5	22.75	577,90
6	23.375	593,70
7	24.250	616
8	27.875	708,00
9	28.75	730,30
10	30.438	773,10
11	31	787,40
12	33.75	857,30

Leggett & Platt
HOME FURNITURE

800.888.4569
HFC@leggett.com
LPHomeFurniture.com